



## SPELLING ACTIVITIES

using

## Gardner's Multiple Intelligences

A collection of 48 individually numbered and colour coded activities associated with spelling, focusing on the following 8 intelligences as identified by Howard Gardner:

- Verbal Linguistic
- Logical Mathematical
- Bodily Kinesthetic
- Naturalistic
- Visual / Spatial
- Interpersonal
- Intrapersonal
- Musical / Rhythmic



Choose the activities you feel are appropriate in classroom time and incorporate the others into your homework routines.

Keep track of your weekly spelling program via the number printed in the top left hand corner of each card.

Be sure to provide your students with a Multiple Intelligence Test to identify their preferred methods of learning.



# Instructions

You will find 6 activity cards on each sheet.

Print, laminate and then cut each card out ready to use in the classroom. Store them all securely in a zip lock bag.

You might even like to photocopy an activity to add to this week's homework. These are also a great idea for parents who request additional work for their children.


Make sure you have all the required tools available before assigning an activity to your students.

These are a brilliant activity which will motivate your students to learn.

1

## Where did it come from?

Using a dictionary, find the root word of each of your spelling words.



© TeachThis.com.au (2009)

2

## Delightful dictionaries

Using your dictionary, find each of the meanings of your spelling words and write them in your book.




© TeachThis.com.au (2009)

3

## Alphabet soup

Write each of your spelling words out in alphabetical order.

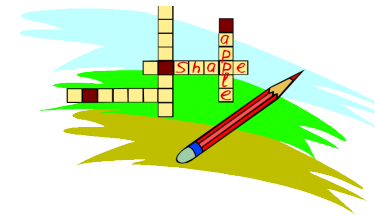


© TeachThis.com.au (2009)

4

## KING OF CROSSWORDS

Make a crossword puzzle using all of your spelling words.




Test it out on a friend.

© TeachThis.com.au (2009)

5

## SPELLING WELL

Say your spelling words using -  
Look - Say - Cover - Write - Check



© TeachThis.com.au (2009)

6

## Wordsearch wizard

Create a big wordsearch containing all your spelling words.



© TeachThis.com.au (2009)

## 7 Super Similar

Find synonyms for each of your spelling words. How many synonyms can you find?



© TeachThis.com.au (2009)

Verbal Linguistic

## 8 Opposites Attract

Write down as many antonyms for your spelling words as you can find.



© TeachThis.com.au (2009)

## 9 Storybook Challenge

Write a storybook for Year 1 students that includes all your spelling words. Remember to include pictures. If you do it well, you may be able to read it for them.



© TeachThis.com.au (2009)

Verbal Linguistic

## 10 Grammar Guru

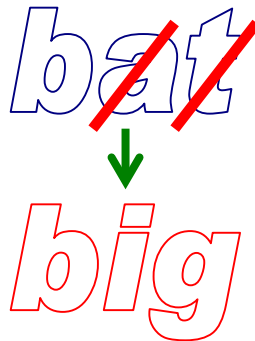
Put each of your spelling words into the categories of Verb, Noun, Adverb, Adjective, Proper Nouns etc.



© TeachThis.com.au (2009)

## 11 Switcheroo

Replace two letters in each spelling word to create new words.



© TeachThis.com.au (2009)

Verbal Linguistic

## 12 Add em on


Add prefixes or suffixes to the spelling words if you can.

**prefix** → **believe** → **disbelieve**  
**suffix** → **believe** → **believed**

© TeachThis.com.au (2009)

# 13 STUNNING SIMILARITIES

Write the similarities between each of the spelling words. How are each of these words like each other?



# 14 Find a vowel

Write out all your spelling words and circle the vowels in each word.

# 15 line them up

Write all your spelling words out in one long row, and circle any other words you can find.

# 16 SMALL CIRCLES

Find smaller words in each of your spelling words.



# 17 Fact Factory

Draw up a table of facts about each of your spelling words.

Difficult	February	Christmas
Synonym for hard.	2 <sup>nd</sup> month in the year.	The day Jesus was born.
Antonym for easy.	Shortest month of the year.	Is a public holiday.
	Valentine's Day is the 14 <sup>th</sup> day of the month.	We receive presents from Santa.

# 18 Arrangement

Write each of your spelling words out in the order from the shortest word on the list to the longest word on the list.

hop  
shop  
hopping  
shopping

19

# secret code

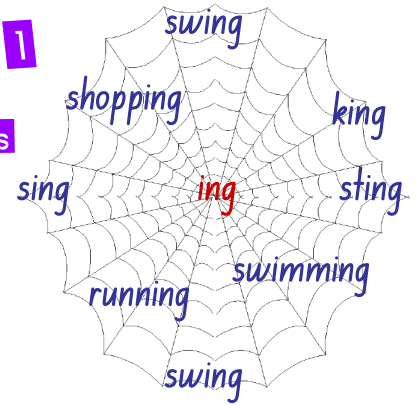
Create a code to decipher all the spelling words. You can test this out on your classmates.



20

# wonderful word webs

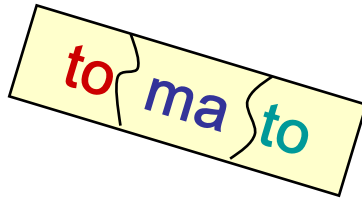
Create word webs using your spelling words.



21

# Break it up

Break all your spelling words into syllables.



22

# Sp\*ll\*ng W\*rds

Write out your spelling words replacing each of the vowels with a star.

23

# Detective Work

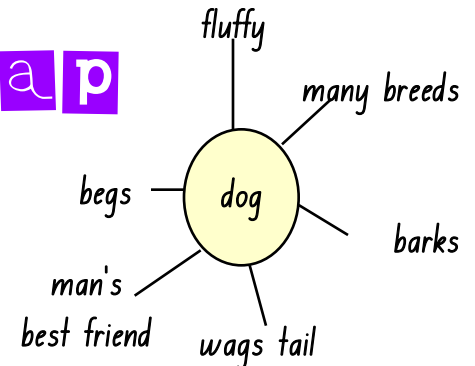
Analyse your spelling words and find identify any patterns.



24

# Word map

Create word maps for your spelling words.



25



# Leafy fun



Collect some sticks and leaves from outside and paste them into the shapes of your spelling words.



© TeachThis.com.au (2009)

Naturalistic

26

# Stick in the sand

Use a stick to write your spelling words outside in the sand.



© TeachThis.com.au (2009)

27

# Noisy animal

Can you think of any animals in nature that make a noise found in any of your spelling words?

Eg: Hoop - an owl says "Hoooo!"



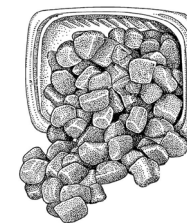
© TeachThis.com.au (2009)

Naturalistic

28

# Rock and roll

Collect some small rocks outside and use them to form your spelling words.



© TeachThis.com.au (2009)

29

# Form a word

Look outside at nature to find things that form the letters of the week's spelling words and draw them on paper (i.e. tree branches, clouds, playground equipment).



© TeachThis.com.au (2009)

Naturalistic

30

# Haiku

Write a nature haiku using your spelling words.




© TeachThis.com.au (2009)



31

# Action!

Act out each of your spelling words and use a video camera to record it. Let a friend watch the video and guess each word as you mimed them.




© TeachThis.com.au (2009)

Bodily Kinaesthetic

32

# Charades

With a partner, play charades acting out one of your spelling words while your partner guesses the word.



© TeachThis.com.au (2009)

33

# Syllable Salute

Clap out the syllables of the spelling words.



© TeachThis.com.au (2009)

Bodily Kinaesthetic

34

# Write on my back

Using your finger write each of your spelling words on a friend's back. See if they can guess which word you are writing.



© TeachThis.com.au (2009)

35

# JUMP HIGH

Say your words out loud while jumping rope.



© TeachThis.com.au (2009)

Bodily Kinaesthetic

36

# Syllable Dance

Make up a new dance movement for each syllable in your spelling word. Put all the movements together to make a dance to your favourite music.



© TeachThis.com.au (2009)

Bodily Kinaesthetic

Bodily Kinaesthetic

Bodily Kinaesthetic

37

s p e l l i n g

Spelling a word using blue counters for vowels and red counters for consonants.

© TeachThis.com.au (2009)

Bodily Kinaesthetic

38

# Word block

Using wooden alphabet blocks, find each letter to make each of your spelling words. You might like to take a photo of each word with a digital camera if you have one available.



© TeachThis.com.au (2009)

39

# SHOW ME A WORD

Dance out the meaning of each of the words.



© TeachThis.com.au (2009)

Bodily Kinaesthetic

40

# Stand up, sit down

Spell your words out loud while standing up whenever a consonant appears, and sitting down whenever a vowel appears.



© TeachThis.com.au (2009)

41

# Bounce

Spell your words out loud while bouncing a ball.



© TeachThis.com.au (2009)

Bodily Kinaesthetic

42

# Big cheer for words

Spell your words using a series of individual actions to represent the letters like cheerleaders.



© TeachThis.com.au (2009)



43

# Spelling

Write your spelling words in bubble letters and colour them in.



© TeachThis.com.au (2009)

Visual/Spatial

44

# Pick a word

Make each of your spelling words using toothpicks. Glue them down on your page.



© TeachThis.com.au (2009)

45

# PUZZLING TIMES

Create word puzzles, cut each puzzle up and see how quickly you can put all the pieces back together.

pu}zzle

© TeachThis.com.au (2009)

Visual/Spatial

46

# String it along

Write each of your spelling words with a long piece of string. Glue the string to your page.



© TeachThis.com.au (2009)

47

# Paint me a word

Grab a paintbrush, some paint and some paper to paint on, and paint each of your spelling words in your favourite colours.



© TeachThis.com.au (2009)

Visual/Spatial

48

# sidewalk sketch

Write each of your spelling words outside on the path using chalk. You might like to draw them in bubble writing and colour each one in or you may like to draw a picture depicting each spelling word.



© TeachThis.com.au (2009)

49

## Bend a word

Write your spelling words using pipe cleaners. Have a friend feel and guess the words while blindfolded.



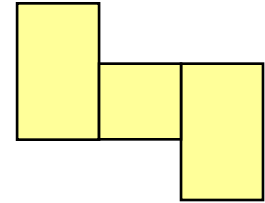
© TeachThis.com.au (2009)

50

## Silly Shapes

Draw the shape of each word and have a friend guess each one.

dog =



© TeachThis.com.au (2009)

51

## ARTISTIC FLAIR

Draw pictures of each of your spelling words. Make sure you colour them in nicely.



© TeachThis.com.au (2009)

52

## Construct a word

Cut each of your spelling words out of construction paper and paste them down.



© TeachThis.com.au (2009)

53

## Water wall

Grab a small bucket of water, a nice big paintbrush and paint all of your spelling words on the wall outside. Can you finish each word before the water dries?




© TeachThis.com.au (2009)

54

## Wordwall

Write each of your spelling words out on cards for the classroom word wall.

Can you draw a small picture of each one?



© TeachThis.com.au (2009)

55

## Sounding Sketches

Draw each of the spelling words as they sound.



© TeachThis.com.au (2009)

56

## Rolling Along

Use a small paint roller to paint each of your spelling words on a wall outside the classroom with water.



Visual/Spatial

© TeachThis.com.au (2009)

57

## Messy fingers

Finger paint your spelling words.



© TeachThis.com.au (2009)

58

## Wacky Windows

Using window chalk, write each of your spelling words on the window.



Visual/Spatial

© TeachThis.com.au (2009)

59

## Blackboard Bandit

Write your spelling words on the blackboard.



© TeachThis.com.au (2009)

60

## Magnet Mayhem

Write your spelling words on the whiteboard using letter magnets.



Visual/Spatial

© TeachThis.com.au (2009)

Visual/Spatial

Visual/Spatial

Visual/Spatial

## 61 SPELLING WORDS

Write each of your spelling words like graffiti.



© TeachThis.com.au (2009)

## 62 WOOLLY WORDS

Use cotton wool to make each of your spelling words. You can glue it down on paper.



© TeachThis.com.au (2009)

## 63 BLESS THIS MESS

Spread shaving cream over a window or a mirror and write each of your spelling words in it.



© TeachThis.com.au (2009)

## 64 SNAPSHOT

Using a digital camera, take photographs of some of the spelling words classmates are making. Put all the photos together to make a collage of this week's spelling words.



© TeachThis.com.au (2009)

## 65 FEEL YOUR WAY

Use play dough to create each of your spelling words. Blindfold a friend and ask them to feel the words and guess each one.



© TeachThis.com.au (2009)

## 66 DRAW ME A PICTURE

Find a friend and play a game of "Pictionary" with each of the spelling words.



© TeachThis.com.au (2009)

67

## A little dramatic

Write and perform a short play including your spelling words.



© TeachThis.com.au (2009)

68

## MAKE A GAME OF IT

Make up a spelling word game. Ask your classmates to try it out and rate it.



© TeachThis.com.au (2009)

69

## Can you guess?

Describe one of your spelling words to a friend and have them guess the word.

Eg: February = 2<sup>nd</sup> month, shortest month of the year, Valentine's Day is in this month




© TeachThis.com.au (2009)

70

## Yes, I'm miming!

Mime your spelling words for a friend. Can they guess which one you are miming?



© TeachThis.com.au (2009)

71

## Celebrity Head

On small cards, write each of this week's spelling words so you can play "Celebrity Head."

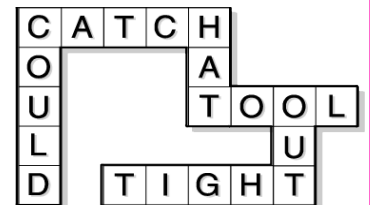


© TeachThis.com.au (2009)

72

## SCRABBLE

Play "Scrabble" or "Upwords" with a partner only using the words on your spelling list.




© TeachThis.com.au (2009)



73

# Plan of Attack

Set some goals for improving one aspect of your spelling work.



© TeachThis.com.au (2009)

Intrapersonal

74

# ALWAYS IMPROVING

Think about the way you learn your spelling words at home. Can you think of more effective ways to learn them?



© TeachThis.com.au (2009)

75

# Think about it

Think about the ways you learn best. What helps or hinders you?



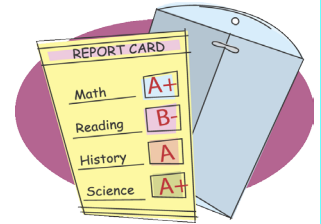
© TeachThis.com.au (2009)

Intrapersonal

76

# A long list

List all the subjects you do at school. Where do you rank spelling?



© TeachThis.com.au (2009)

77

# Memory Challenge

Look over your past spelling lists. How many words do you remember how to spell? Do a self evaluation.



© TeachThis.com.au (2009)

Intrapersonal

78

# P.M.I.

Look at your spelling work. Do a P.M.I. (Plus, Minus, Interesting) What are the positive ideas about this? What are the negative ideas about this? What is interesting about this?



© TeachThis.com.au (2009)



79

**BEEP BEEP**

Learn Morse Code and tap out the spelling words.



© TeachThis.com.au (2009)

**Musical / Rhythmic**

80

**Listen to me**

Create jingles or a song to help others learn their spelling words.



© TeachThis.com.au (2009)

81

**click clack**

Tap out the syllables of the spelling words on some castanets.



© TeachThis.com.au (2009)

**Musical / Rhythmic**

82

**TO THE BEAT**

Write a rap song to help others learn their spelling words.




© TeachThis.com.au (2009)

83

**RUM A TUM TUM**

Chant your spelling words to the beat of a drum.



© TeachThis.com.au (2009)

**Musical / Rhythmic**

84

**Singing my song**

Make up a song using all your spelling words and record it on a tape recorder.



© TeachThis.com.au (2009)

**Musical / Rhythmic****Musical / Rhythmic****Musical / Rhythmic**

85

# All shook up

Shake some maracas as you say your spelling words.



© TeachThis.com.au (2009)

Musical / Rhythmic

86

# RHYTHM MACHINE

Tap the following rhythm on your lap while you sing your spelling words.



© TeachThis.com.au (2009)

Musical / Rhythmic

87

# PLAY THAT MUSIC

Play the sound of the words on a musical instrument.





© TeachThis.com.au (2009)

Musical / Rhythmic

88

# ANTS GO MARCHING

Stomp the following rhythm while you say your spelling words.



© TeachThis.com.au (2009)

Musical / Rhythmic

89

# SING YOUR HEART OUT

Sing your spelling words to the tune of your favourite song.



90

# RAIN RAIN

Perform an Indian rain dance while you say your spelling words.



© TeachThis.com.au (2009)

© TeachThis.com.au (2009)

© TeachThis.com.au (2009)

Musical / Rhythmic

Musical / Rhythmic

Musical / Rhythmic